









March 27-31, 2017

Iowans are ever mindful that severe weather may strike at any time. Iowa Homeland Security and Emergency Management, along with the National Weather Service (Des Moines office) designate the last full week of March as Severe Weather Awareness Week in Iowa. The goal is to provide Iowans a better understanding about the state's spring weather hazards. Specific topics addressed include flash floods, tornadoes, severe thunderstorms, weather warnings and family preparedness.

A tornado drill takes place at 10 a.m. on the Wednesday of Severe Weather Awareness Week. If severe weather occurs on the day of the drill, it will be moved to Thursday.

Understanding Severe Weather Hazards

Tornado	Tornadoes are violently rotating columns of air that can destroy buildings and cause significant injury or death ACTION: Take shelter immediately in a sturdy structure
	
Large Hail	Hail can damage vehicles, crops, buildings, and cause injuries ACTION: Move indoors away from windows
	
Strong Wind	Strong wind can knock over trees and damage buildings ACTION: Move indoors away from windows
	
Heavy Rain	Heavy rain can cause flash flooding ACTION: Avoid rising creeks and water-covered roads
	
Lightning	Lightning strikes can cause significant injury or death ACTION: Move indoors if you hear thunder
	
 Weather-Ready Nation <small>National Oceanic and Atmospheric Administration</small>	
National Weather Service weather.gov/tornado	

know the difference between a severe thunderstorm

Watch and Warning

Be Prepared...
severe weather possible

- Check for forecast updates
- Monitor sky conditions
- Know where to take shelter

Take Action!
severe weather imminent

- Take shelter immediately
- Seek further information
- Check for forecast updates

Be Weather Ready



Weather-Ready Nation
National Oceanic and Atmospheric Administration

National Weather Service
weather.gov/tornado

Why make a plan?

Your family may not be together if a disaster strikes, so it is important to think about the following situations and plan just in case. Consider the following questions when making a plan:

- How will my family/household get emergency alerts and warnings?
- How will my family/household get to safe locations for relevant emergencies?
- How will my family/household get in touch if cell phone, internet, or landline doesn't work?
- How will I let loved ones know I am safe?
- How will family/household get to a meeting place after the emergency?

Build an Emergency Supply Kit

In an emergency, there are items you and your family will need. Pack a bag with items listed below. After assembling your kit, store it in a place known to all household members. Review the contents of your kit periodically to make sure stored medicines are up to date.

- Water and non-perishable food for each person for 3-5 days
- First aid kit
- Money
- Battery-operated flashlight and radio, and extra batteries for each
- Extra clothing and bedding (including shoes)
- Personal hygiene items
- Specialty items such as prescription medications, baby formula, diapers and pet supplies
- Plates, cups, utensils and a can opener
- Copies of important documents such as driver's licenses, birth certificates, insurance policies and financial information